



钱

钱

钱

钱 qián




美

měi



元

yuán



??


# 多少钱?

?

duō shǎo qián



\$ 5.89



块

毛 (分)

kuài

máo fēn

??


多少钱?

?

duō shǎo qián



\$ 37 . 1 5



块

毛 (分)

kuài

máo fēn

??


多少钱?

?

duō shǎo qián



\$ 15 . 9 9



块

毛 (分)

kuài

máo fēn

# Pair Work #1

1. Student A - On a piece of paper, write down a dollar amount. Show it to your partner, and ask, “**多少钱？**”

duō shǎo qián

2. Student B - Answer using **块，毛，分。**

kuài máo fēn

3. Switch role and repeat.

# Pair Work #2

*You will be receiving a stack of play-money.*

1. Student A – Say a dollar amount to your partner using 块, 毛, (分)。

kuài máo fēn

2. Student B – Count, say and show your partner the correct amount.

3. Student A – Count the money , if it's correct, say, “对了”, and say the amount; if incorrect, say “错了”, and say the incorrect amount.

4. Switch role and repeat.

Teachers model

1. 买东西 mǎi dōng xī
2. 找钱 zhǎo qián



1. 买苹果 mǎi píng guǒ



2. 买香蕉 mǎi xiāngjiāo



3. 买水果, 找钱  
mǎi píng guǒ zhǎo qián



# Pair Work—Role Play

1. 买香蕉 mǎi xiāngjiāo



3. 买水果, 找钱  
mǎi píng guǒ zhǎo qián



# Pair Work—Role Play

A: Customer    B: salesperson

- Change the dollars, do not



# 人民币 rén mín bì



## 第五套人民币图样



正面图案

100元  
第五套人民币



反面图案



正面图案

50元  
第五套人民币



反面图案




正面图案

20元  
第五套人民币



反面图案



# 新台幣 xīn tái bì



