

LESSON PLAN for 北京九日游
2013 Virginia STARTALK Chinese Teacher Academy
By Shihong Zhang
(张世红老师)

Topic/Subtheme: Time and Date/ Birthday celebration and Zodiac sign

Proficiency Level: Novice-low

Grade Level: 6-12

Time frame: a 50-minutes session, the 3rd period

Learning Objectives: - I can

1. Ask for/give information regarding to age and birthday
2. Exchange information with your classmates on you and your family's zodiac signs in Chinese
3. Singing Happy Birthday Song in Chinese, and understand cultural practices related to Chinese birthday celebrations.

Standards: 1.1, 1.2, 1.3

2.2

3.1

4.2

5.1

Materials:

- Teaching PPT
- Birthday Cup
- interview worksheet
- Chinese Birthday Song http://v.youku.com/v_show/id_XMzAzMjE0OTI0.html
- Birthday Gift box
- Typical Chinese food and Birthday celebration
- Chinese zodiac table mat and decoration materials

Key vocabulary/structures:

生日, 祝你生日快乐, 岁; 吃, 蛋糕, 长寿面, 今年
十二生肖, 鼠, 牛, 虎, 兔, 龙, 蛇, 马, 羊, 猴, 鸡, 狗, 猪

属

你的妹妹属什么? Nǐde mèimei **shǔ** shénme?

几岁

你的弟弟今年几岁? Nǐde didi jīnnián **jǐsùì**?

Procedures:

1. Warm up: review how to say date, day of the week in a Chinese calendar on PPT

今天(明天, 昨天)是几月几号?

今天(明天, 昨天) 星期几?

2. Practice:

Part 1: Birthday 生日

First, teacher use the calendar of 2013 with a birthday cake picture on a date to introduce the word of 生日. Teacher puts a birthday cap on top of the head and presents the word“生日”. The teacher introduces the sentence of :“老师的生日是 6 月 23 号”.

Teacher presents a question of asking about the birthday“你的生日是几月几号?” and asks students to write down their birthdays on a paper.

Proceeds a teacher-student dialogue:

Teacher: 你的生日是几月几号?

Student: 我的生日是 X 日 X 号。

师生, 生生, 演示, 两人一组互练, 老师抽检。

Then pair work with the same sentence pattern, but a longer conversation as attached worksheet.

Part 2: 生日礼物, 蛋糕, 长寿面

Teacher presents pictures and actual 生日礼物, and ask how many gifts they are, and pictures of 蛋糕, 长寿面 to help student discovery the difference of birthday food. Then, all students will sing Happy Birthday song. Before singing, the teacher will help students to pronounce 生日, 快乐, 生日快乐, 祝你生日快乐!

Part 3: 你属什么?

The teacher will ask students “How old are you?” and tell students “我属兔”by picking up the rabbit and pulling the chain of the 12 zodiac around her neck. Students will understand the sentence is related to the zodiac. Then show the PPT slide of relationship between Zodiac sign and years. Demo that The teacher’s info. And ask theirs.

Students will be able to find theirs. The teacher will help students pronounce the 12 Zodiac signs. Then, the students will come around to ask at least 3 people about name, age, birthday, and Zodiac sign. Finally, students report to the class.

Assessment & Rubrics

Refer to learning objectives and the Can-do statements.

Keep record of learners' performance by constantly check on every student.

Keep track of students need special attention in pronunciation, tone, and sentence pattern.

Before-class/After-class planning

What activities or tasks might students prepare or complete at home or outside of class to preview, strengthen or extend their skills?

1. Students should know what themselves' and their family members' birth date and year before the class.
2. Students will be suggested to learn more about Chinese lunar calendar and Chinese Zodiac story after the class.

Day3 Time and Date-worksheets

Sheet #1: Ask each other birthday and report to class from Ms. Zhang

A: 你好，我叫_____，
Nǐ hǎo, wǒ jiào

B: 你好，我叫_____，
Nǐ hǎo, wǒ jiào

A: 你的生日是几月几号?
nǐ de shēng rì shì jǐ yuè jǐ hào?

B: 我的生日是___月___号。
Wǒ de shēng rì shì jǐ yuè jǐ hào?

B: 你的生日是几月几号?
nǐ de shēng rì shì jǐ yuè jǐ hào?

A: 我的生日是___月___号。
Wǒ de shēng rì shì jǐ yuè jǐ hào?

B: 谢谢，再见。
Xièxiè, zàijiàn

A: 谢谢，再见。
Xièxiè, zàijiàn

Sheet #2

Interview Activity:

Get out your seat to Interview at least 2 students from your class and ask his/her birthday and the zodiac sign. Figure out his/her age and the year he/she was born. Report to class later.

Name Míngzì	Birthday Shēngrì	Zodiac Sign Shǔ shénme	Age Jǐ suì	The year of birth _____nián

A: 你叫什么名字?
Nǐ jiào shénme míngzì?

B: 我叫_____
Wǒ jiào

A: 你的生日是几月几号?
n ǐ de sh ē ngrìshìj ǐ yuè j ǐ hào ?

B: 我的生日是_____
Wǒ de sh ē ng rì shìj ǐ

A: 你属什么?
Nǐ shǔ shén me

B: 我属_____
Wǒ shǔ

A: 你几岁?
Nǐ jǐ suì?

B: 我____岁。
Wǒ suì.

LESSON PLAN for 北京九日游
2013 Virginia STARTALK Chinese Teacher Academy
By Shihong Zhang
(张世红老师)

Topic/Subtheme: Meeting Chinese Host Family/Visit and Comment on Chinese Family House

Proficiency Level: Novice-low

Grade Level: 6-12

Time frame: 50 minutes session, 2nd Period

Learning Objectives: - I can

- a. Give and respond to compliments in Chinese culture
- b. Act in a culturally appropriate way to visit a Chinese home: Giving your hosts presents, Accepting foods and beverage, thanking them, etc.

Standards: 1.1, 1.2, 1.3

2.2

4.2

5.1

Materials:

- PPT
- 3 activity worksheets
- Chinese Birthday Song http://v.youku.com/v_show/id_XMzAzMjE0OTI0.html
- Birthday Gift box

Key vocabulary/structures:

请进, 欢迎, 请坐, 给
认识你们很高兴, 礼物, 很漂亮

Procedures:

1. Warm up: Review how to say the drinks by teacher –led practice and pair practice.

2. Practice:

Part 1: 她的家很大, 很漂亮

First, teacher asks student what they did over the weekend. Then, tells students the teacher has visit her friend and show her friend's house. The teacher leads students on how to say 她的家很大, 很漂亮

师生互问, 生生互问, 演示, 两人一组互练, 老师抽检。

Activity handout- Describe the 4 houses with your partner. See attached activity sheet.

Part 2: 请进, 欢迎, 请坐

Teacher acts out how she has visited her friend's house followed by PPT, then 师生互演, 生生互演, 演示, 两人一组在座位上互练, 老师抽检, 学生到前面演示。

Part 3: 和第一个小时连起来, 表演出从敲门, 进门, 到请坐, 让茶

师生互演, 生生互演, 演示, 两人一组在座位上互练, 老师抽检, 学生到前面演示。

Part 4: 礼物, 很漂亮

The teacher will bring out the gift, review how to say gift and comment on 这个礼物很漂亮 and be able to say 谢谢, 不客气. The lesson will be ended on singing "Happy Birthday Song" since it will be the teacher's friend's birthday .

Assessment & Rubrics

Refer to learning objectives.

Keep record of learners' performance by constantly check on every student.

Keep track of students need special attention in pronunciation, tone, and sentence pattern.









Before-class/After-class planning

What activities or tasks might students prepare or complete at home or outside of class to preview, strengthen or extend their skills?

3. Students should know how to say the drinks before the class.
4. Students will be suggested to learn more about Chinese housing and what gift are appropriate after the class.

Describe the four houses with your partner.

Word bank: 大 dà - big; 小 Xiǎo -small; 漂亮 piàoliang -beautiful; 不漂亮-bu piàoliang not beautiful

			
 <p>A: 她的家很大吗? Tāde jiā hěn dà ma?</p> <p>B: 她的家 ____。</p> <p>Tāde jiā ____。</p> <p>A: 她的家很漂亮吗? Tāde jiā hěn piàoliang ma?</p> <p>B: 她的家 ____。</p> <p>Tāde jiā ____。</p> <p>A&B: 她的家很____, 很____。 Tāde jiā hěn ____, hěn ____。</p>	 <p>A: 他的家很大吗? Tāde jiā hěn dà ma?</p> <p>B: 他的家 ____。</p> <p>Tāde jiā ____。</p> <p>A: 他的家很漂亮吗? Tāde jiā hěn piàoliang ma?</p> <p>B: 他的家 ____。</p> <p>Tāde jiā ____。</p> <p>A&B: 他的家很____, 很____。 Tāde jiā hěn ____, hěn ____。</p>	 <p>A: 他的家很大吗? Tāde jiā hěn dà ma?</p> <p>B: 他的家 ____。</p> <p>Tāde jiā ____。</p> <p>A: 他的家很漂亮吗? Tāde jiā hěn piàoliang ma?</p> <p>B: 他的家 ____。</p> <p>Tāde jiā ____。</p> <p>A&B: 他的家很____, 很____。 Tāde jiā hěn ____, hěn ____。</p>	 <p>A: 他的家很大吗? Tāde jiā hěn dà ma?</p> <p>B: 他的家 ____。</p> <p>Tāde jiā ____。</p> <p>A: 他的家很漂亮吗? Tāde jiā hěn piàoliang ma?</p> <p>B: 他的家 ____。</p> <p>Tāde jiā ____。</p> <p>A&B: 他的家很____, 很____。 Tāde jiā hěn ____, hěn ____。</p>

LESSON PLAN for 北京九日游
2013 Virginia STARTALK Chinese Teacher Academy
By Shihong Zhang
(张世红老师)

Topic/Subtheme: Sightseeing in Beijing/Weather

Proficiency Level: Novice-low

Grade Level: 6-12

Time frame: 50 minutes session, 2nd Period

Learning Objectives:

I can describe the weather in Beijing and in the city where you live.

Standards: 1.1, 1.2, 1.3

2.2

3.1

4.2

5.1

Materials:

- PPT
- 3 activity worksheets
- Birthday Gift box

Key vocabulary/structures:

天气, 天气预报, 晴天, 阴天, 下雨, 下雪, 打雷, 闪电, 刮风, 会, 冷, 热

Procedures:

1. Warm up: Review how to say the transportation learned in period 1 by teacher –led practice and student-centered pair practice.

2. Practice:

Part 1: 晴天, 阴天.

First, teacher asks student how's today's weather by open the window blind. Then practice sentence pattern of 今天天气怎么样? 今天是晴天/阴天。

师生互问, 生生互问, 演示, 两人一组互练, 老师抽检。

Part 2: 下雨, 下雪, 打雷, 闪电, 刮风

Teacher uses animated PPT and TPRs to lead students saying the above weather.

Then practice sentence pattern of 现在天气怎么样? 现在是晴天/阴天。现在——。

师生互演, 生生互演, 演示, 两人一组在座位上互练, 老师抽检, 学生到前面演示。

Activity#1 : Students will pair work the weathers they like/dislike. See attached Weather checklist.

Part 3: 会

Then practice sentence pattern of 明天天气怎么样? 明天会是晴天/阴天。明天会——。 Recycle the weather vocabularies just learnt.

师生互演, 生生互演, 演示, 两人一组在座位上互练, 老师抽检, 学生到前面演示。

Activity#2: Information gap to find the weather of the whole week. See attached activity 2 worksheet.

Part 4: 冷, 热

Connected to the date and month to discuss the weather in July and December to introduce the word of 冷, 热. By the end of the class, students should be able to compare the weather of July and December. It will lead the next hour theme-What should they do if they visit Beijing in July or December.

Activity3: Apply a job of weather channel internship- report the weather on TV

Assessment & Rubrics

Refer to learning objectives.

Keep record of learners' performance by constantly check on every student.

Keep track of students need special attention in pronunciation, tone, and sentence pattern.

Before-class/After-class planning

What activities or tasks might students prepare or complete at home or outside of class to preview, strengthen or extend their skills?

1. Students should know how to say the transportations and places of Beijing before the class.
2. Students will be suggested to learn more about weather across China after class.

Activities1- Pair work. Ask each other what weather your partner like/dislike




Sentence Pattern:

A: 你喜欢____吗?

B: 我喜欢____. 我不喜欢____.

Student Name

Student Name

Weather	Pinyin	Picture	Like	Dislike	Like	Dislike
晴天	qíng tiān					
阴天	Yīntiān					
下雨	Xià yǔ					
下雪	xià xuě					
刮风	guā fēng					
打雷	dǎ léi					
闪电	shǎndiàn					

Information Gap on weather: Two of the students will have the weather information of the same place. But A missed the information on Wednesday and Friday. B missed the information on Tuesday and Thursday. Ask each other to fill up the blank of the weather sheet. Report to the class after you have done.

Hand out for A:

天气信息—北京 (Beijing)

天气预报

发布时间为 2013 年 07 月 01 日 12:00 (世界时)

日期	温度 °C		天气	
	最低	最高		
07 月 02 日 星期二	13	25		晴天
07 月 04 日 星期四	14	23		下雨
07 月 06 日 星期六	16	24		晴天

Information Gap on weather: Two of the students will have the weather information of the same place. But A missed the information on Wednesday and Friday. B missed the information on Tuesday and Thursday. Ask each other to fill up the blank of the weather sheet. Report to the class after you have done.

Hand out for B:

天气信息---北京(Beijing)

天气预报

发布时间为 2013 年 07 月 01 日 07:00(当地时间)

日期	温度 ℃		天气
	最低	最高	
07 月 03 日 星期三	23	35	 晴天, 热
07 月 05 日 星期五	23	35	 热

Activity3

There is an internship position of a weather channel. Report the next day's weather of the place in your hand to the class. The person who reports the best will get the position.
Sentence Pattern.

1. 请听天气预报:

2. Qǐng tīng tiānqì yùbào:
你好! 我是_____。(Your name)

3. 明天是_____月_____号, 星期____。(date and the week of the day)

4. 明天会是晴天(阴天), (sunny or cloudy)

5. Jīntiān shì_____ tiān
明天会_____很冷/很热/不冷/不热

6. Jīntiān huì _____hěn lěng/hěn rè bù lěng/bù rè,
请多穿衣服。Please wear more clothes. Or
Qǐng duō chuān yīfú

请带雨伞。Please bring your umbrella. Or

Qǐng dài yǔsǎn
请穿雨衣。please wear rain coat。

Qǐng dài yǔsǎn/qǐng chuān yǔyī.
7. 谢谢! 再见!